














28 019 979



- COMPACT RAIN, max. flow rate 6.8 l/min (at 3 bar)
- with anti-scale system
- 1/2" connection
- This product reduces water consumption by % (compared to requirements of EPAAct '92)
- This product can contribute to Water Use Reduction in LEED® Green Building Rating
- This product can help a building meet the requirements of Green Building Rating Systems, e.g. LEED®, BREEAM®, DGNB

Intrinsic protection against back flow.

Fits: IMO, LULU, MADISON, MEM, TARA, CL.1, LISSÉ, VAIA, META, CYO

	Chrome	28 019 979-00 0010
	Brushed Platinum	28 019 979-06 0010
	Platinum	28 019 979-08 0010
	Light Gold	28 019 979-26 0010
	Light Gold	28 019 979-26
	Brushed Light Gold	28 019 979-27 0010
	Brushed Durabronze (23kt Gold)	28 019 979-28 0010
	Matte Black	28 019 979-33 0010
	Brushed Bronze	28 019 979-42 0010
	Brushed Champagne (22kt Gold)	28 019 979-46 0010
	Champagne (22kt Gold)	28 019 979-47 0010
	Brushed Chrome	28 019 979-93 0010
	Brushed Dark Platinum	28 019 979-99 0010

28 019 979

mm [inches]



Flow rate chart



Codes & Standards

California Energy
Commission
(CEC)



Hand shower FlowReduce - Chrome

IMO

28 019 979

Certificates

LGA_29985.

28 019 979

Parts for other finishes can be found here: Brushed Platinum



Spare parts list

No.	Item Number	Name	Quantity used	Delivery time
1	09 23 01 039 90	sieve	1	2
2	09 21 02 153-00	cap	1	10